



**Round 3 - Phillip Island GP Circuit - September 3 & 4**  
**BEARS : F1 & F2**

Date: **04/09/22**  
 Event: **R30**  
 Weather: **Mostly cloudy - Temp: 12.4C**  
 Track: **Dry - Temp: 23.9C**

**Leg 4**

Started at: **16:27:54**  
 Laps: **4**  
 Starters:  
 Printed at: **16:38**

**PROVISIONAL CLASSIFICATION**

Pos	No	Name	Class	Machine	Laps	Race Time	Behind Leader	Behind Prev	Fastest Lap	On Lap	Top Speed
1	28	Joshua SODERLAND / Gowanloch Ducati / Soderland Mc Supplies / Dunlop	F1	Ducati V4 1100	4	6:47.910			1:40.138	3	286
2	76	Paul VAN DER HEIDEN / Moto Adelaide	F1	BMW S RR 999	4	6:49.245	1.335	1.335	1:40.275	2	280
3	22	Matthew EDWARDS / Finished Floors / Ricondi	F1	BMW S RR 1000	4	6:55.649	7.739	6.404	1:41.724	2	286
4	4A	Adrian PIERPOINT / Quadriant Developments	F1	Ducati P-gale 1299	4	6:59.338	11.428	3.689	1:42.918	2	262
5	121	Andrew BURLEY / DucPen Specialists	F1	Ducati V4S 1100	4	7:03.464	15.554	4.126	1:43.438	3	262
6	33	Allen MCGUIRE / Amac	F1	BMW S RR 1000	4	7:04.878	16.968	1.414	1:44.129	2	272
7	17A	James BERKLEY / Amazing Grazing Boards	F1	BMW S RR 1000	4	7:09.831	21.921	4.953	1:45.143	3	276
8	4	Stacey VAN WETERING / ABUS / LiquiMoly	F1	Aprilia RSV4 1000	4	7:11.109	23.199	1.278	1:45.632	2	263
9	40	Rick FITZSIMMONS / RL & MY Fitzsimmons Painters	F1	Ducati P-gale 1199	4	7:11.292	23.382	.183	1:44.636	2	263
10	88	Mark MCGREGOR / Addicted to Track	F1	BMW S RR 1000	4	7:12.242	24.332	.950	1:45.310	4	264
11	232	Jason CLIFF / JAC Pump Services	F1	BMW S RR 1000	4	7:12.915	25.005	.673	1:45.012	4	243
12	75	Timothy HUNT / Assetnote	F2	Triumph Dayt. 675	4	7:18.893	30.983	5.978	1:47.326	2	244
13	58	Andrew LEE	F1	Aprilia RSV4 1000	4	7:23.209	35.299	4.316	1:48.564	2	261
14	19	Paul NILSEN / Broken Hill NSW	F2	Triumph Sp. Trip. 1050	4	7:23.720	35.810	.511	1:47.776	4	238
15	5	Philip BARTUSH / Kaneg MotoSport	F2	Ducati 916	4	7:24.275	36.365	.555	1:48.142	2	238
16	71	Scott CHAPMAN / Zenith Motorcycle Tours / Zenith Removals	F1	Ducati P-gale 1199	4	7:32.272	44.362	7.997	1:50.391	3	249
17	48	Robert DAFF / Rotunda Racing	F2	Ducati 998	4	7:39.484	51.574	7.212	1:52.336	2	242
18	67	Richard DRAPER / R A Draper Medical Services	F2	Aprilia RSV4 1000	4	7:39.939	52.029	.455	1:52.170	2	229
19	955	Tom PALMAI	F2	Triumph Dayt. 765	4	8:01.739	1:13.829	21.800	1:57.543	4	219
20	90	Shane IRWIN / Moto Products / Aluma-lite Racing / Mild Obsession	F1	BMW S RR 1000	4	8:10.070	1:22.160	8.331	1:57.040	2	226
21	42	Dick LODGE / BLS Racing / The Rock Adventure Centre / Road & River Racing	F2	Buell R 1125	4	8:21.836	1:33.926	11.766	2:01.982	2	218
DNF	91	Herbert ZIEGELBOCK	F1	Aprilia RSV4 1109	0		3 Laps				200
DNF	45	John WILLIAMS / Moto Products / Aluma-Lite Racing	F1	BMW S RR 1000	0		3 Laps	.006			210

Fastest Lap was 1:40.138 by Joshua SODERLAND

Current race lap record for BEARS\_F12 class - 1:37.422 by John ALLEN (QLD) on a MV Agusta F4 1000 set on 16/11/08

\*\*\* RACE REDUCED FROM 5 TO 4 LAPS DUE TO EARLIER TIME DELAYS \*\*\*

The results are provisional until the end of the time limit for protests and appeals.


*Scott Laing*  
 Chief Timekeeper - Scott Laing

*Tony Bolin*  
 Clerk of Course - Tony Bolin



**COMPUTIME RACE TIMING SYSTEMS PTY LTD**  
**www.computime.com.au**

E-mail: [scott@computime.com.au](mailto:scott@computime.com.au) / Ph: 0418 17 13 17





# Round 3 - Phillip Island GP Circuit - September 3 & 4

## BEARS : F1 & F2

### Leg 4

Date: 04/09/22  
 Event: R30  
 Weather: Mostly cloudy - Temp: 12.4C  
 Track: Dry - Temp: 23.9C

Started at: 16:27:54  
 Laps: 4  
 Starters:  
 Printed at: 16:38


### PROVISIONAL LAP TIMES


No	Name	Lap 1	Lap 2	Lap 3	Lap 4
4	Stacey VAN WETERING	1:52.986	<b>1:45.632</b>	1:46.247	1:46.244
4A	Adrian PIERPOINT	1:48.329	<b>1:42.918</b>	1:43.484	1:44.607
5	Philip BARTUSH	1:57.625	<b>1:48.142</b>	1:49.927	1:48.581
17A	James BERKLEY	1:52.004	1:45.844	<b>1:45.143</b>	1:46.840
19	Paul NILSEN	1:58.349	1:48.873	1:48.722	<b>1:47.776</b>
22	Matthew EDWARDS	1:48.235	<b>1:41.724</b>	1:42.522	1:43.168
28	Joshua SODERLAND	1:46.755	1:40.864	<b>1:40.138</b>	1:40.153
33	Allen MCGUIRE	1:50.357	<b>1:44.129</b>	1:45.281	1:45.111
40	Rick FITZSIMMONS	1:54.552	<b>1:44.636</b>	1:46.295	1:45.809
42	Dick LODGE	2:10.961	<b>2:01.982</b>	2:04.201	2:04.692
48	Robert DAFF	2:01.281	<b>1:52.336</b>	1:52.964	1:52.903
58	Andrew LEE	1:56.348	<b>1:48.564</b>	1:48.998	1:49.299
67	Richard DRAPER	2:02.268	<b>1:52.170</b>	1:52.874	1:52.627
71	Scott CHAPMAN	1:59.576	1:50.589	<b>1:50.391</b>	1:51.716
75	Timothy HUNT	1:54.676	<b>1:47.326</b>	1:48.321	1:48.570
76	Paul VAN DER HEIDEN	1:47.553	<b>1:40.275</b>	1:40.543	1:40.874
88	Mark MCGREGOR	1:56.145	1:45.431	1:45.356	<b>1:45.310</b>
90	Shane IRWIN	2:16.293	<b>1:57.040</b>	1:57.066	1:59.671
121	Andrew BURLEY	1:52.043	1:44.382	<b>1:43.438</b>	1:43.601
232	Jason CLIFF	1:56.602	1:45.633	1:45.668	<b>1:45.012</b>
955	Tom PALMAI	2:06.744	1:59.419	1:58.033	<b>1:57.543</b>

\*\*\* RACE REDUCED FROM 5 TO 4 LAPS DUE TO EARLIER TIME DELAYS \*\*\*

The results are provisional until the end of the time limit for protests and appeals.


  
 Chief Timekeeper - Scott Laing

  
 Clerk of Course - Tony Bolin



**COMPUTIME RACE TIMING SYSTEMS PTY LTD**  
**www.computime.com.au**

E-mail: scott@computime.com.au / Ph: 0418 17 13 17





**Round 3 - Phillip Island GP Circuit - September 3 & 4**  
**BEARS : F1 & F2**

**Leg 4**

Started at: 16:27:54

Laps: 4

Starters:

Printed at: 16:38

Date: 04/09/22

Event: R30

Weather: Mostly cloudy - Temp: 12.4C


Track: Dry - Temp: 23.9C

**PROVISIONAL SPLIT TIMES**

Lap	Split 1	Split 2	Split 3	Split 4	Lap Time	Spd	Lap	Split 1	Split 2	Split 3	Split 4	Lap Time	Spd
<b>4 Stacey VAN WETERING (8th)</b>							2	24.388	29.198	19.366	27.912	1:40.864	283
1	32.098	30.642	20.644	29.602	1:52.986	210	3	24.321	<b>29.070</b>	19.273	<b>27.474</b>	<b>1:40.138</b>	284
2	<b>25.295</b>	31.079	<b>20.312</b>	<b>28.946</b>	<b>1:45.632</b>	263	4	<b>24.108</b>	29.134	<b>19.270</b>	27.641	1:40.153	286
3	25.673	30.630	20.882	29.062	1:46.247	241							
4	25.702	<b>30.604</b>	20.876	29.062	1:46.244	252	<b>33 Allen MCGUIRE (6th)</b>						
							1	31.563	30.379	20.176	28.239	1:50.357	209
							2	<b>24.876</b>	<b>30.293</b>	<b>20.244</b>	<b>28.716</b>	<b>1:44.129</b>	272
<b>4A Adrian PIERPOINT (4th)</b>							3	25.383	30.858	20.261	28.779	1:45.281	271
1	31.232	29.590	19.385	28.122	1:48.329	200	4	25.400	30.587	20.312	28.812	1:45.111	259
2	<b>24.729</b>	<b>29.907</b>	<b>19.726</b>	28.556	<b>1:42.918</b>	258	<b>40 Rick FITZSIMMONS (9th)</b>						
3	25.080	30.152	19.880	<b>28.372</b>	1:43.484	262	1	33.622	31.034	20.345	29.551	1:54.552	203
4	25.127	30.630	20.156	28.694	1:44.607	258	2	<b>25.235</b>	<b>30.427</b>	<b>20.301</b>	<b>28.673</b>	<b>1:44.636</b>	263
<b>5 Philip BARTUSH (15th)</b>							3	25.786	30.816	20.650	29.043	1:46.295	247
1	34.707	32.258	20.159	30.501	1:57.625	196	4	25.451	30.698	20.646	29.014	1:45.809	247
2	<b>25.589</b>	<b>31.522</b>	20.846	30.185	<b>1:48.142</b>	238	<b>42 Dick LODGE (21th)</b>						
3	26.099	32.909	20.807	30.112	1:49.927	235	1	38.055	35.877	23.323	33.706	2:10.961	181
4	25.981	32.417	<b>20.513</b>	<b>29.670</b>	1:48.581	236	2	<b>29.530</b>	<b>35.431</b>	<b>23.475</b>	<b>33.546</b>	<b>2:01.982</b>	218
<b>17A James BERKLEY (7th)</b>							3	29.695	36.007	24.347	34.152	2:04.201	210
1	32.441	30.411	20.316	28.836	1:52.004	201	4	29.833	36.298	23.942	34.619	2:04.692	211
2	25.561	30.947	20.365	28.971	1:45.844	276	<b>48 Robert DAFF (17th)</b>						
3	<b>25.508</b>	<b>30.477</b>	<b>20.234</b>	<b>28.924</b>	<b>1:45.143</b>	276	1	35.207	32.624	21.439	32.011	2:01.281	197
4	26.075	30.556	20.290	29.919	1:46.840	269	2	27.077	<b>32.564</b>	<b>21.351</b>	31.344	<b>1:52.336</b>	242
<b>19 Paul NILSEN (14th)</b>							3	27.414	33.013	21.517	<b>31.020</b>	1:52.964	229
1	34.231	32.736	21.054	30.328	1:58.349	194	4	<b>27.022</b>	32.845	21.722	31.314	1:52.903	238
2	<b>26.372</b>	31.699	20.787	30.015	1:48.873	237	<b>58 Andrew LEE (13th)</b>						
3	26.476	31.839	20.722	29.685	1:48.722	238	1	33.750	31.658	20.793	30.147	1:56.348	200
4	26.415	<b>31.417</b>	<b>20.445</b>	<b>29.499</b>	<b>1:47.776</b>	234	2	<b>25.845</b>	31.675	<b>20.904</b>	30.140	<b>1:48.564</b>	246
<b>22 Matthew EDWARDS (3rd)</b>							3	26.355	<b>31.572</b>	21.110	<b>29.961</b>	1:48.998	261
1	30.373	29.650	19.456	28.756	1:48.235	213	4	26.360	31.675	21.063	30.201	1:49.299	251
2	<b>24.267</b>	<b>29.466</b>	<b>19.625</b>	<b>28.366</b>	<b>1:41.724</b>	286	<b>67 Richard DRAPER (18th)</b>						
3	24.340	29.938	19.748	28.496	1:42.522	269	1	35.740	32.977	21.965	31.586	2:02.268	192
4	24.292	30.008	19.993	28.875	1:43.168	274	2	<b>27.475</b>	<b>32.443</b>	21.424	<b>30.828</b>	<b>1:52.170</b>	229
<b>28 Joshua SODERLAND (1st)</b>							3	27.538	32.649	<b>21.359</b>	31.328	1:52.874	225
1	29.952	29.298	19.681	27.824	1:46.755	212							


*Scott Laing*  
 Chief Timekeeper - Scott Laing

*Tony Bolin*  
 Clerk of Course - Tony Bolin



**COMPUTIME RACE TIMING SYSTEMS PTY LTD**  
**www.computime.com.au**

E-mail: scott@computime.com.au / Ph: 0418 17 13 17





**Round 3 - Phillip Island GP Circuit - September 3 & 4**  
**BEARS : F1 & F2**

**Leg 4**

Date: 04/09/22  
 Event: R30  
 Weather: Mostly cloudy - Temp: 12.4C  
 Track: Dry - Temp: 23.9C

Started at: 16:27:54  
 Laps: 4  
 Starters:  
 Printed at: 16:38

**PROVISIONAL SPLIT TIMES**

Lap	Split 1	Split 2	Split 3	Split 4	Lap Time	Spd	Lap	Split 1	Split 2	Split 3	Split 4	Lap Time	Spd
4	27.572	32.506	21.471	31.078	1:52.627	225	<b>90 Shane IRWIN (20th)</b>						
							1	43.984	36.030	22.543	33.736	2:16.293	
<b>71 Scott CHAPMAN (16th)</b>							2	<u>27.941</u>	34.796	22.454	<b>31.849</b>	<b>1:57.040</b>	226
1	35.381	32.649	21.467	30.079	1:59.576	205	3	29.339	<b>34.028</b>	<b>21.830</b>	31.869	1:57.066	212
2	<b>25.899</b>	<b>31.414</b>	<b>20.549</b>	32.727	1:50.589	249	4	28.285	35.333	22.965	33.088	1:59.671	226
3	27.073	31.837	20.899	<b>30.582</b>	<b>1:50.391</b>	229							
4	26.788	32.719	21.430	30.779	1:51.716	232	<b>121 Andrew BURLEY (5th)</b>						
							1	32.607	30.466	20.332	28.638	1:52.043	205
<b>75 Timothy HUNT (12th)</b>							2	25.552	29.966	20.179	28.685	1:44.382	256
1	32.300	31.379	20.622	30.375	1:54.676	204	3	<b>25.090</b>	30.154	19.908	<b>28.286</b>	<b>1:43.438</b>	261
2	<b>25.743</b>	<b>31.044</b>	20.661	<b>29.878</b>	<b>1:47.326</b>	244	4	25.403	<b>29.938</b>	<b>19.887</b>	28.373	1:43.601	262
3	25.900	31.569	<b>20.592</b>	30.260	1:48.321	238							
4	25.999	31.701	20.838	30.032	1:48.570	243	<b>232 Jason CLIFF (11th)</b>						
							1	34.063	31.962	20.599	29.978	1:56.602	189
<b>76 Paul VAN DER HEIDEN (2nd)</b>							2	25.691	30.868	<b>20.205</b>	28.869	1:45.633	243
1	30.708	29.488	19.636	27.721	1:47.553	207	3	25.825	<b>30.719</b>	20.345	28.779	1:45.668	234
2	<b>24.154</b>	<b>28.990</b>	19.365	<b>27.766</b>	<b>1:40.275</b>	278	4	<b>25.402</b>	30.736	20.362	<b>28.512</b>	<b>1:45.012</b>	236
3	24.406	29.201	19.153	27.783	1:40.543	278							
4	24.559	29.324	<b>19.147</b>	27.844	1:40.874	280	<b>955 Tom PALMAI (19th)</b>						
							1	36.097	34.770	22.820	33.057	2:06.744	186
<b>88 Mark MCGREGOR (10th)</b>							2	28.828	34.584	23.076	32.931	1:59.419	219
1	34.503	31.743	20.476	29.423	1:56.145	205	3	28.551	34.541	<b>22.718</b>	<b>32.223</b>	1:58.033	216
2	<b>25.237</b>	30.716	20.509	28.969	1:45.431	255	4	<b>27.922</b>	<b>34.010</b>	22.977	32.634	<b>1:57.543</b>	218
3	25.253	30.680	20.515	28.908	1:45.356	263							
4	25.765	<b>30.451</b>	<b>20.502</b>	<b>28.592</b>	<b>1:45.310</b>	264							

\*\*\* RACE REDUCED FROM 5 TO 4 LAPS DUE TO EARLIER TIME DELAYS \*\*\*

The results are provisional until the end of the time limit for protests and appeals.


*Scott Laing*  
 Chief Timekeeper - Scott Laing

*Tony Bolin*  
 Clerk of Course - Tony Bolin



**COMPUTIME RACE TIMING SYSTEMS PTY LTD**  
**www.computime.com.au**

E-mail: scott@computime.com.au / Ph: 0418 17 13 17





**Round 3 - Phillip Island GP Circuit - September 3 & 4**  
**BEARS : F1 & F2**

**Leg 4**

Date: 04/09/22  
 Event: R30  
 Weather: Mostly cloudy - Temp: 12.4C  
 Track: Dry - Temp: 23.9C

Started at: 16:27:54  
 Laps: 4  
 Starters:  
 Printed at: 16:38

**PROVISIONAL FASTEST LAPS SEQUENCE**


Lap	Race Pos	No	Name	Machine	Fastest Lap	On Lap
1	1	28	Joshua SODERLAND	Ducati V4 1100	1:46.755	1
2	1	28	Joshua SODERLAND	Ducati V4 1100	1:40.864	2
2	2	76	Paul VAN DER HEIDEN	BMW S RR 999	1:40.275	2
3	1	28	Joshua SODERLAND	Ducati V4 1100	1:40.138	3

\*\*\* RACE REDUCED FROM 5 TO 4 LAPS DUE TO EARLIER TIME DELAYS \*\*\*

The results are provisional until the end of the time limit for protests and appeals.


*Scott Laing*  
 Chief Timekeeper - Scott Laing

*Tony Bolin*  
 Clerk of Course - Tony Bolin



**COMPUTIME RACE TIMING SYSTEMS PTY LTD**  
**www.computime.com.au**

E-mail: scott@computime.com.au / Ph: 0418 17 13 17





**Round 3 - Phillip Island GP Circuit - September 3 & 4**  
**BEARS : F1 & F2**

**Leg 4**

Started at: 16:27:54  
 Laps: 4  
 Starters:  
 Printed at: 16:38

Date: 04/09/22  
 Event: R30  
 Weather: Mostly cloudy - Temp: 12.4C  
 Track: Dry - Temp: 23.9C

**PROVISIONAL LAP SHEET**


No	Lap Time	Gap	No	Lap Time	Gap	No	Lap Time	Gap
<b>Lap 1</b>			<b>17A</b>	1:45.844	10.229	<b>19</b>	1:48.722	28.187
<b>28</b>	1:46.755		<b>4</b>	1:45.632	10.999	<b>71</b>	1:50.391	32.799
<b>76</b>	1:47.553	.798	<b>40</b>	1:44.636	11.569	<b>48</b>	1:52.964	38.824
<b>22</b>	1:48.235	1.480	<b>88</b>	1:45.431	13.957	<b>67</b>	1:52.874	39.555
<b>4A</b>	1:48.329	1.574	<b>75</b>	1:47.326	14.383	<b>955</b>	1:58.033	56.439
<b>33</b>	1:50.357	3.602	<b>232</b>	1:45.633	14.616	<b>90</b>	1:57.066	1:02.64
<b>17A</b>	1:52.004	5.249	<b>58</b>	1:48.564	17.293	<b>42</b>	2:04.201	1:09.38
<b>121</b>	1:52.043	5.288	<b>5</b>	1:48.142	18.148	<b>Lap 4</b>		
<b>4</b>	1:52.986	6.231	<b>19</b>	1:48.873	19.603	<b>28</b>	1:40.153	
<b>40</b>	1:54.552	7.797	<b>71</b>	1:50.589	22.546	<b>76</b>	1:40.874	1.335
<b>75</b>	1:54.676	7.921	<b>48</b>	1:52.336	25.998	<b>22</b>	1:43.168	7.739
<b>88</b>	1:56.145	9.390	<b>67</b>	1:52.170	26.819	<b>4A</b>	1:44.607	11.428
<b>58</b>	1:56.348	9.593	<b>955</b>	1:59.419	38.544	<b>121</b>	1:43.601	15.554
<b>232</b>	1:56.602	9.847	<b>42</b>	2:01.982	45.324	<b>33</b>	1:45.111	16.968
<b>5</b>	1:57.625	10.870	<b>90</b>	1:57.040	45.714	<b>17A</b>	1:46.840	21.921
<b>19</b>	1:58.349	11.594	<b>Lap 3</b>			<b>4</b>	1:46.244	23.199
<b>71</b>	1:59.576	12.821	<b>28</b>	1:40.138		<b>40</b>	1:45.809	23.382
<b>48</b>	2:01.281	14.526	<b>76</b>	1:40.543	.614	<b>88</b>	1:45.310	24.332
<b>67</b>	2:02.268	15.513	<b>22</b>	1:42.522	4.724	<b>232</b>	1:45.012	25.005
<b>955</b>	2:06.744	19.989	<b>4A</b>	1:43.484	6.974	<b>75</b>	1:48.570	30.983
<b>42</b>	2:10.961	24.206	<b>33</b>	1:45.281	12.010	<b>58</b>	1:49.299	35.299
<b>90</b>	2:16.293	29.538	<b>121</b>	1:43.438	12.106	<b>19</b>	1:47.776	35.810
<b>Lap 2</b>			<b>17A</b>	1:45.143	15.234	<b>5</b>	1:48.581	36.365
<b>28</b>	1:40.864		<b>4</b>	1:46.247	17.108	<b>71</b>	1:51.716	44.362
<b>76</b>	1:40.275	.209	<b>40</b>	1:46.295	17.726	<b>48</b>	1:52.903	51.574
<b>22</b>	1:41.724	2.340	<b>88</b>	1:45.356	19.175	<b>67</b>	1:52.627	52.029
<b>4A</b>	1:42.918	3.628	<b>232</b>	1:45.668	20.146	<b>955</b>	1:57.543	1:13.82
<b>33</b>	1:44.129	6.867	<b>75</b>	1:48.321	22.566	<b>90</b>	1:59.671	1:22.16
<b>121</b>	1:44.382	8.806	<b>58</b>	1:48.998	26.153	<b>42</b>	2:04.692	1:33.92
			<b>5</b>	1:49.927	27.937			

\*\*\* RACE REDUCED FROM 5 TO 4 LAPS DUE TO EARLIER TIME DELAYS \*\*\*

The results are provisional until the end of the time limit for protests and appeals.


*Scott Laing*  
 Chief Timekeeper - Scott Laing

*Tony Bolin*  
 Clerk of Course - Tony Bolin



**COMPUTIME RACE TIMING SYSTEMS PTY LTD**  
**www.computime.com.au**

E-mail: scott@computime.com.au / Ph: 0418 17 13 17





**Round 3 - Phillip Island GP Circuit - September 3 & 4**  
**BEARS : F1 & F2**

**Leg 4**

Date: 04/09/22  
 Event: R30  
 Weather: Mostly cloudy - Temp: 12.4C  
 Track: Dry - Temp: 23.9C

Started at: 16:27:54  
 Laps: 4  
 Starters:  
 Printed at: 16:38

**PROVISIONAL LAP CHART**


Name	Grid	1	2	3	4	Name
J. SODERLAND	20	20	20	20	20	J. SODERLAND
N. SPITERI	78	76	76	76	76	P. VAN DER HEIDEN
P. VAN DER HEIDEN	76	22	22	22	22	M. EDWARDS
M. EDWARDS	22	4A	4A	4A	4A	A. PIERPOINT
A. MCGUIRE	33	33	33	33	121	A. BURLEY
A. BURLEY	121	17A	121	121	33	A. MCGUIRE
J. PRICE	268	121	17A	17A	17A	J. BERKLEY
H. ZIEGELBOCK	91	4	4	4	4	S. VAN WETERING
R. FITZSIMMONS	40	40	40	40	40	R. FITZSIMMONS
J. CLIFF	232	75	88	88	88	M. MCGREGOR
J. BERKLEY	17A	88	75	232	232	J. CLIFF
J. WILLIAMS	45	58	232	75	75	T. HUNT
S. VAN WETERING	4	232	58	58	58	A. LEE
T. HUNT	75	5	5	5	19	P. NILSEN
M. BURNS	98	19	19	19	5	P. BARTUSH
S. CHAPMAN	71	71	71	71	71	S. CHAPMAN
P. NILSEN	19	48	48	48	48	R. DAFF
A. LEE	58	67	67	67	67	R. DRAPER
R. DAFF	48	955	955	955	955	T. PALMAI
P. BARTUSH	5	42	42	90	90	S. IRWIN
I. GODWIN	66	90	90	42	42	D. LODGE
R. DRAPER	67					
N. HILLMAN	83					N. HILLMAN
S. IRWIN	90					
D. LODGE	42					
M. MCGREGOR	88					
A. PIERPOINT	4A					

\*\*\* RACE REDUCED FROM 5 TO 4 LAPS DUE TO EARLIER TIME DELAYS \*\*\*

The results are provisional until the end of the time limit for protests and appeals.


*Scott Laing*  
 Chief Timekeeper - Scott Laing

*Tony Bolin*  
 Clerk of Course - Tony Bolin



**COMPUTIME RACE TIMING SYSTEMS PTY LTD**  
**www.computime.com.au**

E-mail: scott@computime.com.au / Ph: 0418 17 13 17





**Round 3 - Phillip Island GP Circuit - September 3 & 4**  
**BEARS : F1 & F2**

**Leg 4**

Date: 04/09/22  
 Event: R30  
 Weather: Mostly cloudy - Temp: 12.4C  
 Track: Dry - Temp: 23.9C

Started at: 16:27:54  
 Laps: 4  
 Starters:  
 Printed at: 16:38

**PROVISIONAL BEST PARTIAL TIMES**


Pos	Split 1		Split 2		Split 3		Split 4		LAP		Ideal	Fastest
	Name	Time	Name	Time	Name	Time	Name	Time	Name	Time		
1	J. SODERLAN	24.108	P. VAN DER H	28.990	P. VAN DER H	19.147	J. SODERLAN	27.474	J. SODERLAN	1:39.922	1:40.138	
2	P. VAN DER H	24.154	J. SODERLAN	29.070	J. SODERLAN	19.270	P. VAN DER H	27.721	P. VAN DER H	1:40.012	1:40.275	
3	M. EDWARDS	24.267	M. EDWARDS	29.466	A. PIERPOINT	19.385	A. PIERPOINT	28.122	M. EDWARDS	1:41.555	1:41.724	
4	A. PIERPOINT	24.729	A. PIERPOINT	29.590	M. EDWARDS	19.456	A. MCGUIRE	28.239	A. PIERPOINT	1:41.826	1:42.918	
5	A. MCGUIRE	24.876	A. BURLEY	29.938	A. BURLEY	19.887	A. BURLEY	28.286	A. BURLEY	1:43.201	1:43.438	
6	A. BURLEY	25.090	A. MCGUIRE	30.293	P. BARTUSH	20.159	M. EDWARDS	28.366	A. MCGUIRE	1:43.584	1:44.129	
7	R. FITZSIMMO	25.235	J. BERKLEY	30.411	A. MCGUIRE	20.176	J. CLIFF	28.512	R. FITZSIMMO	1:44.636	1:44.636	
8	M. MCGREGO	25.237	R. FITZSIMMO	30.427	J. CLIFF	20.205	M. MCGREGO	28.592	M. MCGREGO	1:44.756	1:45.310	
9	S. VAN WETE	25.295	M. MCGREGO	30.451	J. BERKLEY	20.234	R. FITZSIMMO	28.673	J. CLIFF	1:44.838	1:45.012	
10	J. CLIFF	25.402	S. VAN WETE	30.604	R. FITZSIMMO	20.301	J. BERKLEY	28.836	J. BERKLEY	1:44.989	1:45.143	
11	J. BERKLEY	25.508	J. CLIFF	30.719	S. VAN WETE	20.312	S. VAN WETE	28.946	S. VAN WETE	1:45.157	1:45.632	
12	P. BARTUSH	25.589	T. HUNT	31.044	P. NILSEN	20.445	P. NILSEN	29.499	P. BARTUSH	1:46.940	1:48.142	
13	T. HUNT	25.743	S. CHAPMAN	31.414	M. MCGREGO	20.476	P. BARTUSH	29.670	T. HUNT	1:47.257	1:47.326	
14	A. LEE	25.845	P. NILSEN	31.417	S. CHAPMAN	20.549	T. HUNT	29.878	P. NILSEN	1:47.733	1:47.776	
15	S. CHAPMAN	25.899	P. BARTUSH	31.522	T. HUNT	20.592	A. LEE	29.961	S. CHAPMAN	1:47.941	1:50.391	
16	P. NILSEN	26.372	A. LEE	31.572	A. LEE	20.793	S. CHAPMAN	30.079	A. LEE	1:48.171	1:48.564	
17	R. DAFF	27.022	R. DRAPER	32.443	R. DAFF	21.351	R. DRAPER	30.828	R. DAFF	1:51.957	1:52.336	
18	R. DRAPER	27.475	R. DAFF	32.564	R. DRAPER	21.359	R. DAFF	31.020	R. DRAPER	1:52.105	1:52.170	
19	T. PALMAI	27.922	T. PALMAI	34.010	S. IRWIN	21.830	S. IRWIN	31.849	S. IRWIN	1:55.648	1:57.040	
20	S. IRWIN	27.941	S. IRWIN	34.028	T. PALMAI	22.718	T. PALMAI	32.223	T. PALMAI	1:56.873	1:57.543	
21	D. LODGE	29.530	D. LODGE	35.431	D. LODGE	23.323	D. LODGE	33.546	D. LODGE	2:01.830	2:01.982	

\*\*\* RACE REDUCED FROM 5 TO 4 LAPS DUE TO EARLIER TIME DELAYS \*\*\*

The results are provisional until the end of the time limit for protests and appeals.


*Scott Laing*  
 Chief Timekeeper - Scott Laing

*Tony Bolin*  
 Clerk of Course - Tony Bolin



**COMPUTIME RACE TIMING SYSTEMS PTY LTD**  
**www.computime.com.au**

E-mail: scott@computime.com.au / Ph: 0418 17 13 17







**Round 3 - Phillip Island GP Circuit - September 3 & 4**  
**BEARS F1 & F2**  
**PROVISIONAL ROUND POINTS**

**BEARS - FORMULA 1**


Pos	No	Name	Rnd 3 Race 1	Rnd 3 Race 2	Rnd 3 Race 3	Rnd 3 Race 4	Total
1	28	Joshua SODERLAND	25	20	25	25	95
2	76	Paul VAN DER HEIDEN	17	17	18	20	72
3	22	Matthew EDWARDS	18	18	17	18	71
4	78	Nathan SPITERI	20	25	20		65
5	121	Andrew BURLEY	13	14	15	16	58
6	33	Allen MCGUIRE	9	12	16	15	52
7	4A	Adrian PIERPOINT	15	13		17	45
8	88	Mark MCGREGOR	16	16		11	43
9	268	John PRICE	14	15	14		43
10	232	Jason CLIFF	12	9	11	10	42
11	4	Stacey VAN WETERING	7	10	8	13	38
12	17A	James BERKLEY	5	8	10	14	37
13	91	Herbert ZIEGELBOCK	10	11	13		34
14	40	Rick FITZSIMMONS	8		12	12	32
15	71	Scott CHAPMAN	6	6	6	8	26
16	58	Andrew LEE	4	7	5	9	25
17	45	John WILLIAMS	11		9		20
18	98	Marcus BURNS		5	7		12
19	66	Ian GODWIN	3	4	4		11
20	90	Shane IRWIN			3	7	10

**BEARS - FORMULA 2**

Pos	No	Name	Rnd 3 Race 1	Rnd 3 Race 2	Rnd 3 Race 3	Rnd 3 Race 4	Total
1	75	Timothy HUNT	25	20	25	25	95
2	19	Paul NILSEN	20	25	20	20	85
3	5	Philip BARTUSH	18	18	17	18	71
4	48	Robert DAFF	17	17	18	17	69
5	67	Richard DRAPER	16	16	16	16	64
6	42	Dick LODGE	13	15	14	14	56
7	955	Tom PALMAI	15			15	30
8	83	Nathan HILLMAN			15		15
9	39	Dean YAGAN	14				14


*Scott Laing*  
 Chief Timekeeper - Scott Laing

*Tony Bolin*  
 Clerk of Course - Tony Bolin



**COMPUTIME RACE TIMING SYSTEMS PTY LTD**  
**www.computime.com.au**

E-mail: [scott@computime.com.au](mailto:scott@computime.com.au) / Ph: 0418 17 13 17





**Round 3 - Phillip Island GP Circuit - September 3 & 4**  
**BEARS F1 & F2**

**PROVISIONAL PROGRESSIVE SERIES POINTS**

**BEARS - FORMULA 1**


Pos	No	Name	Rnd 1 B/ford	Rnd 2 Wint	Rnd 3 Race 1	Rnd 3 Race 2	Rnd 3 Race 3	Rnd 3 Race 4	Total
1	33	Allen MCGUIRE	95	85	9	12	16	15	232
2		Douglas HALL	68	95					163
3	28	Joshua SODERLAND			25	20	25	25	95
4	40	Rick FITZSIMMONS	63		8		12	12	95
5		Scott TUDDENHAM	76						76
6	76	Paul VAN DER HEIDEN			17	17	18	20	72
7	22	Matthew EDWARDS			18	18	17	18	71
8	78	Nathan SPITERI			20	25	20		65
9	121	Andrew BURLEY			13	14	15	16	58
10	4A	Adrian PIERPOINT			15	13		17	45
11	88	Mark MCGREGOR			16	16		11	43
12	268	John PRICE			14	15	14		43
13	232	Jason CLIFF			12	9	11	10	42
14	4	Stacey VAN WETERING			7	10	8	13	38
15	17A	James BERKLEY			5	8	10	14	37
16	91	Herbert ZIEGELBOCK			10	11	13		34
17		Richard MARROCCINI	34						34
18	71	Scott CHAPMAN			6	6	6	8	26
19	58	Andrew LEE			4	7	5	9	25
20	45	John WILLIAMS			11		9		20
21	98	Marcus BURNS				5	7		12
22	66	Ian GODWIN			3	4	4		11
23	90	Shane IRWIN					3	7	10

**BEARS - FORMULA 2**

Pos	No	Name	Rnd 1 B/ford	Rnd 2 Wint	Rnd 3 Race 1	Rnd 3 Race 2	Rnd 3 Race 3	Rnd 3 Race 4	Total
1	19	Paul NILSEN	100	50	20	25	20	20	235
2	5	Philip BARTUSH	58	85	18	18	17	18	214
3	42	Dick LODGE	74	70	13	15	14	14	200
4	48	Robert DAFF	20	77	17	17	18	17	166
5	75	Timothy HUNT			25	20	25	25	95
6	39	Dean YAGAN	34	38	14				86
7	67	Richard DRAPER			16	16	16	16	64
8	955	Tom PALMAI			15			15	30
9	83	Nathan HILLMAN					15		15

*Scott Laing*  
Chief Timekeeper - Scott Laing

*Tony Bolin*  
Clerk of Course - Tony Bolin



**COMPUTIME RACE TIMING SYSTEMS PTY LTD**  
**www.computime.com.au**

E-mail: [scott@computime.com.au](mailto:scott@computime.com.au) / Ph: 0418 17 13 17

